

Kent Forum Consultation: Initial Summary of SNAP survey responses

N.B If printed in black and white, pie charts can be read referring to the key, from 12 o'clock on the graph onwards in a clockwise direction.

The Vision for Kent consultation received 793 responses:

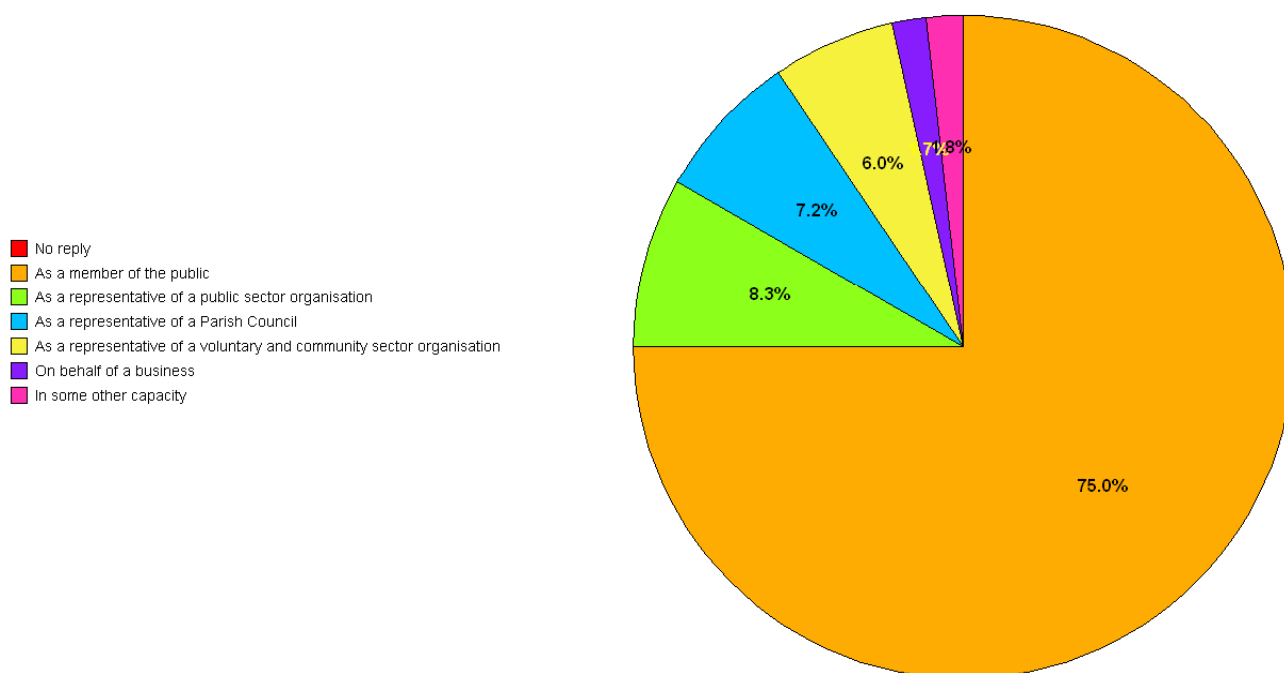
- 637 Online Snap Survey Responses
- 136 Paper Questionnaire Responses
- 20 Written Responses¹

This analysis focuses on the Snap and Paper Questionnaire Responses. Further analysis of the written responses will take place.

Sector Responses:

As a member of the public	580 (75.0%)
As a representative of a public sector organisation	64 (8.3%)
As a representative of a Parish Council	56 (7.2%)
As a representative of a voluntary and community sector organisation	46 (6.0%)
On behalf of a business	13 (1.7%)
In some other capacity	14 (1.8%)

Sector



Parish Council Respondents:

(Those who gave their details - 28 Parish / Town Councils)

Petham	Staplehurst
Lydd	Bilsington
Boughton Monchelsea	East Peckham
Cobham	Tilmanstone

¹ These totals are subject to change during final analysis

Ryarsh	Hawkhurst
Ash-cum-Ridely	Hadlow
Dymchurch	Bethersden
Capel le Ferne	Edenbridge Town Council
Pembury	Knockholt
Ramsgate Town Council	Seal
Teynham	Hollingbourne
Hythe Town Council	Lympe
Minster	Chevening
Headcorn	New Romney (Individual Councillor responses)

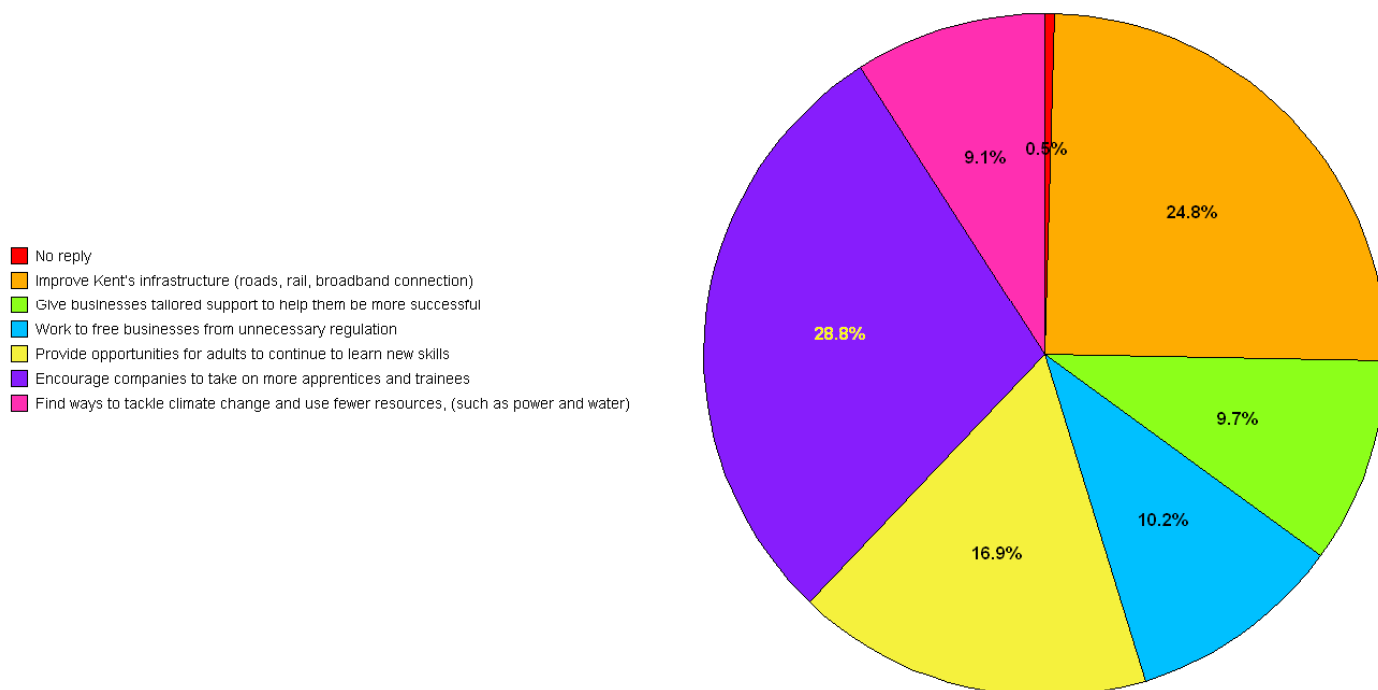
We also received the details from 43 VCS organisations and 11 business responses. Further analysis will take place on this information.

Ambition Priorities

Ambition 1 Priorities

Improve Kent’s infrastructure (roads, rail, broadband connection)	375 (48.5%)
Give businesses tailored support to help them be more successful	147 (19.0%)
Work to free businesses from unnecessary regulation	154 (19.9%)
Provide opportunities for adults to continue to learn new skills	254 (32.9%)
Encourage companies to take on more apprentices and trainees	435 (56.3%)
Find ways to tackle climate change and use fewer resources, (such as power and water)	137 (17.7%)

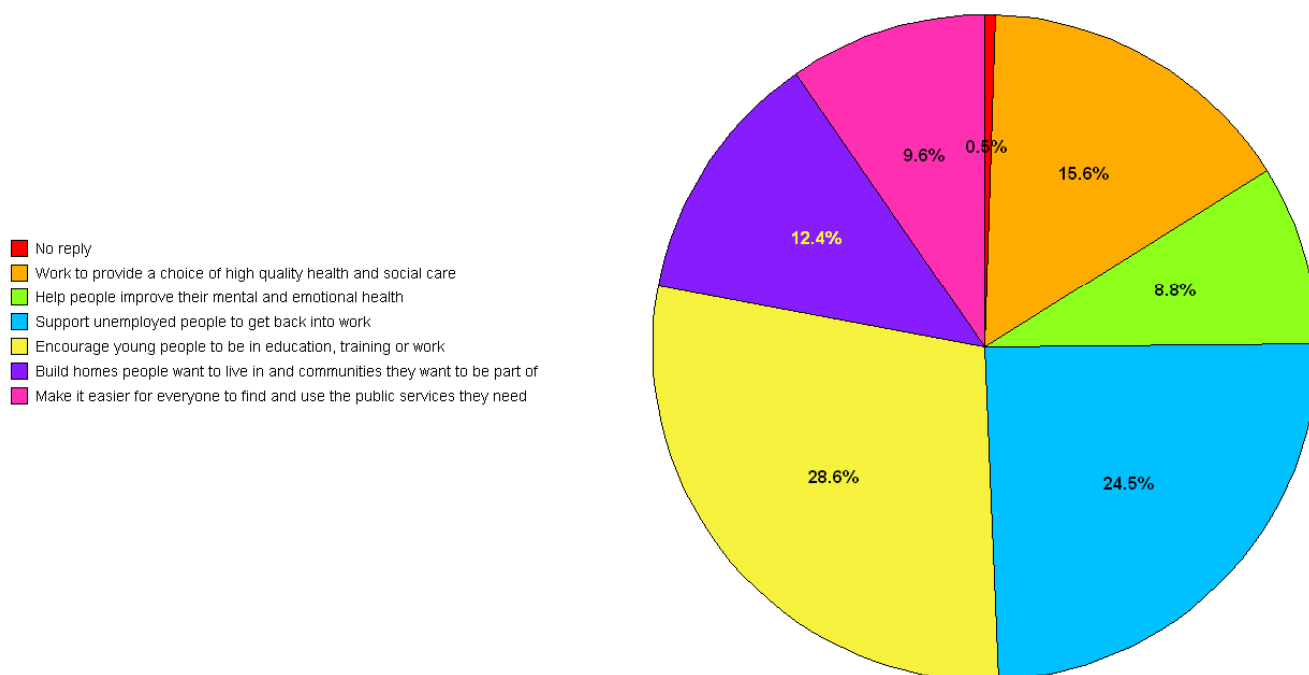
Ambition 1 priorities



Ambition 2 Priorities

Work to provide a choice of high quality health and social care	237 (30.7%)
Help people improve their mental and emotional health	134 (17.3%)
Support unemployed people to get back into work	373 (48.3%)
Encourage young people to be in education, training or work	436 (56.4%)
Build homes people want to live in and communities they want to be part o	189 (24.5%)
Make it easier for everyone to find and use the public services they need	147 (19.0%)

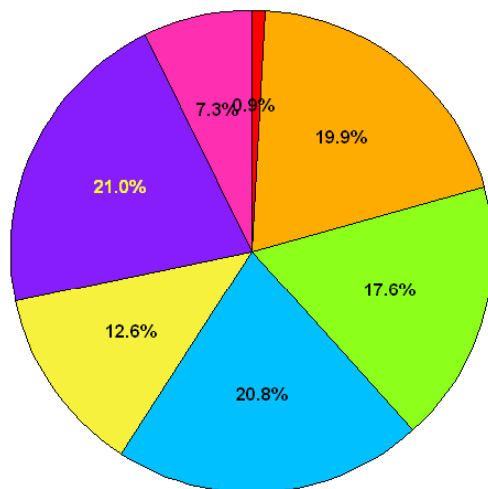
Ambition 2



Ambition 3 Priorities

Involve people in making decisions on public services and spending	300 (38.8%)
Design services to meet the needs of the people who use them	266 (34.4%)
Support people in taking more control over what happens in their neighbourhood, for example giving them more say on how community buildings are put to good use	314 (40.6%)
Help charities and other voluntary organisations to do more good work	190 (24.6%)
Tackle crime and anti-social behaviour	318 (41.1%)
Help more people become volunteers in their community	110 (14.2%)

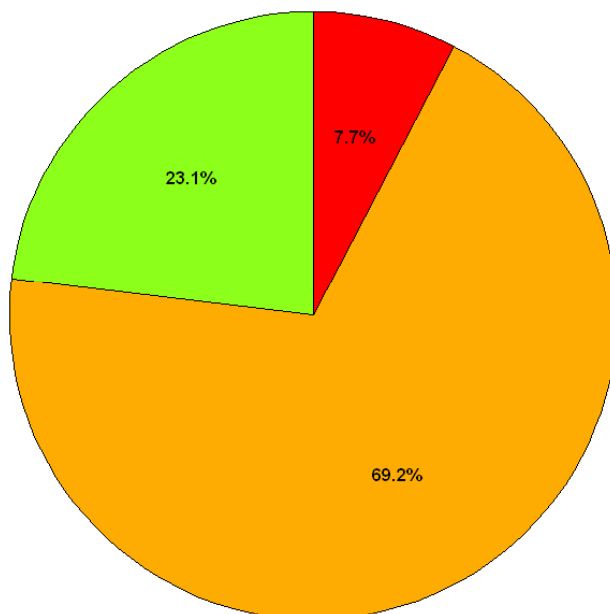
Ambition 3



- No reply
- Involve people in making decisions on public services and spending
- Design services to meet the needs of the people who use them
- Support people in taking more control over what happens in their neighbourhood, for example giving them more say on how community buildings are put to good use
- Help charities and other voluntary organisations to do more good work
- Tackle crime and anti-social behaviour
- Help more people become volunteers in their community

Will Vision for Kent actions achieve the three ambitions

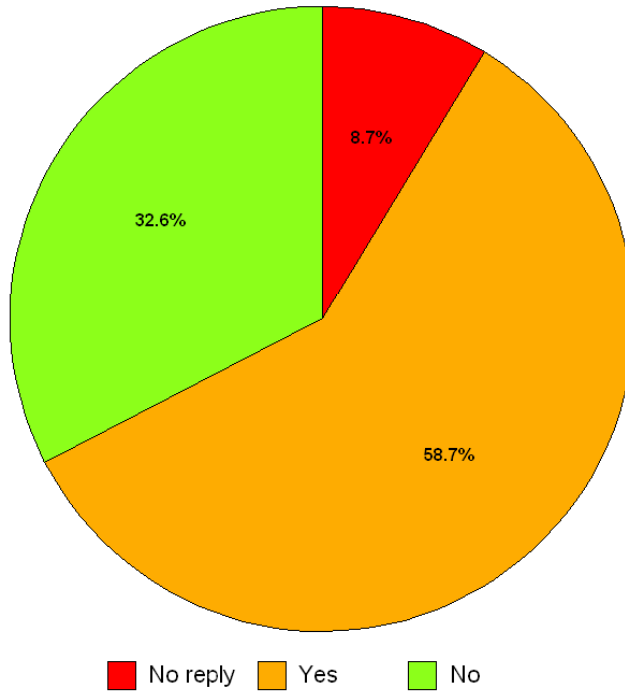
Will Vision for Kent actions achieve the three



- No reply
- Yes
- No

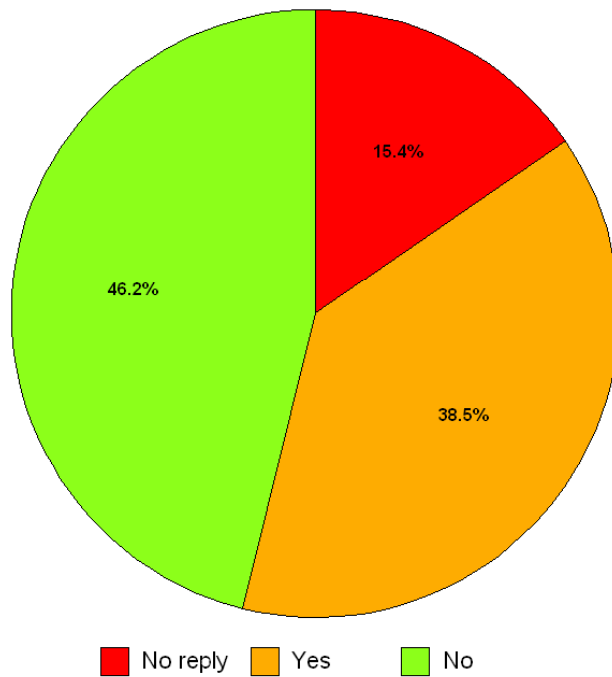
Voluntary and Community Sector

Are VCS priorities represented in Vision for Kent?



Business Sector

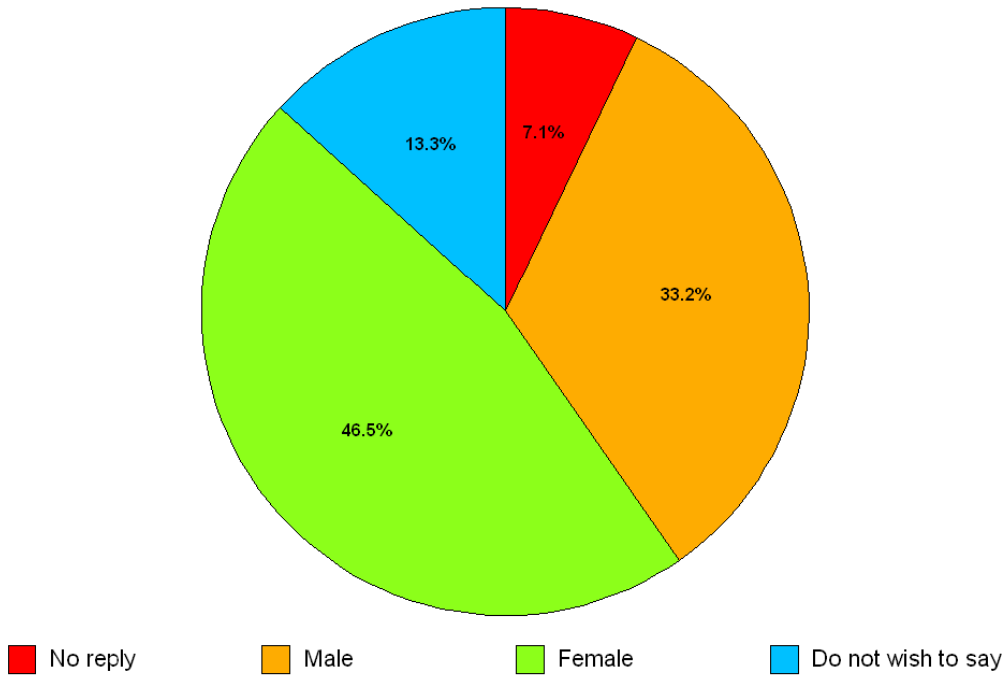
Are business priorities represented in Vision for



Demographics

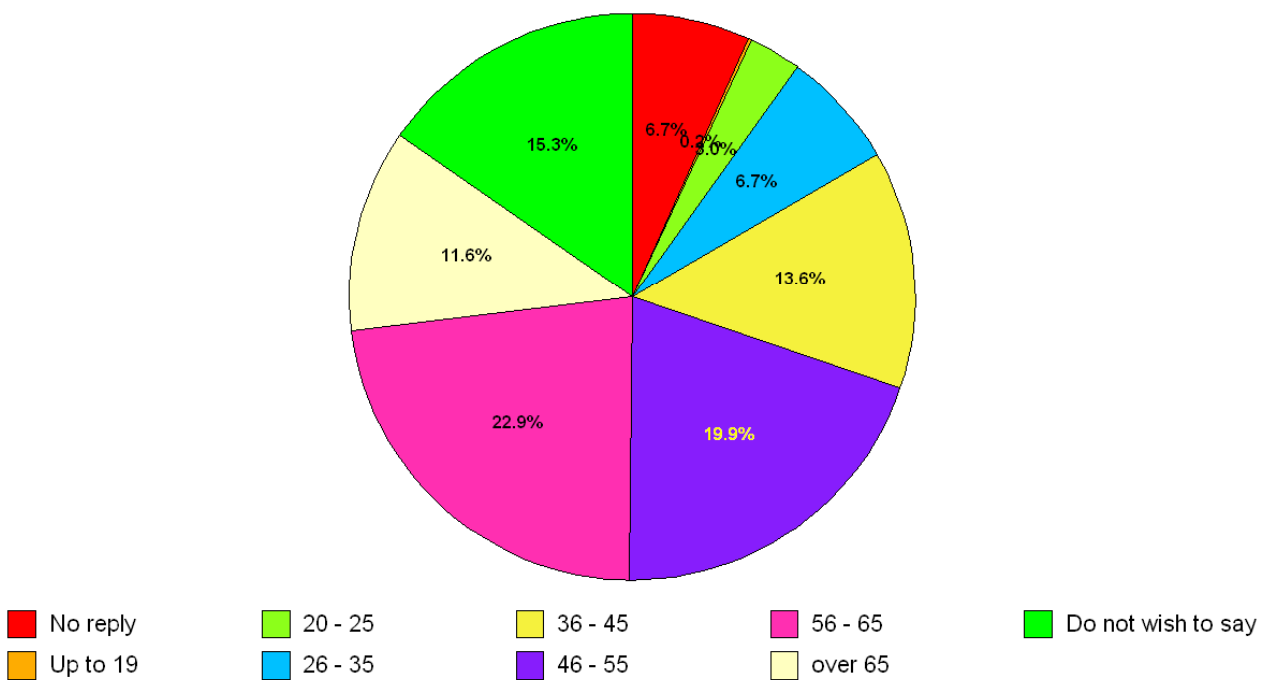
Gender:

Gender



Age Range:

Age

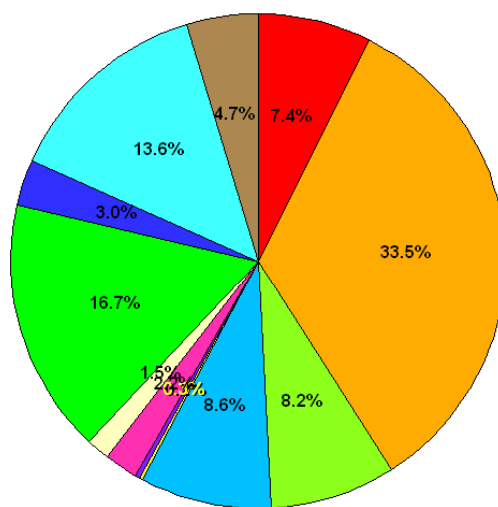


Age / Gender:

Counts Respondents	Total	Missing	Gender		
		No reply	Male	Female	Do not wish to say
Base	594	42	197	276	79
Missing					
No reply	40	40	-	-	-
Age range					
Up to 19	1	-	-	1	-
20 - 25	18	-	10	8	-
26 - 35	40	-	15	25	-
36 - 45	81	-	25	56	-
46 - 55	118	-	47	70	1
56 - 65	136	1	54	80	1
over 65	69	1	42	26	-
Do not wish to say	91	-	4	10	77

Respondents' employment status:

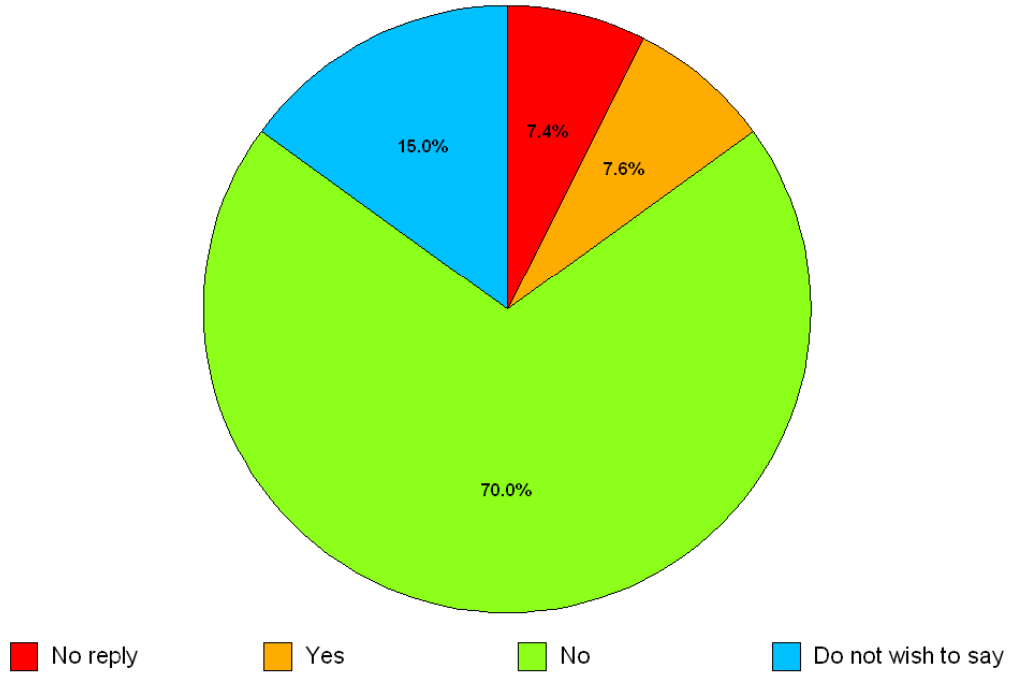
Respondents' current



- No reply
- Employee in full-time job (30 hours plus per week)
- Employee in part-time job (under 30 hours per week)
- Self employed full or part-time
- On a government supported training programme (eg Modern Apprenticeship/ Training for Work)
- Full-time education at school, college or university
- Unemployed and available for work
- Permanently sick/disabled
- Wholly retired from work
- Looking after the home
- Do not wish to say
- Doing something else

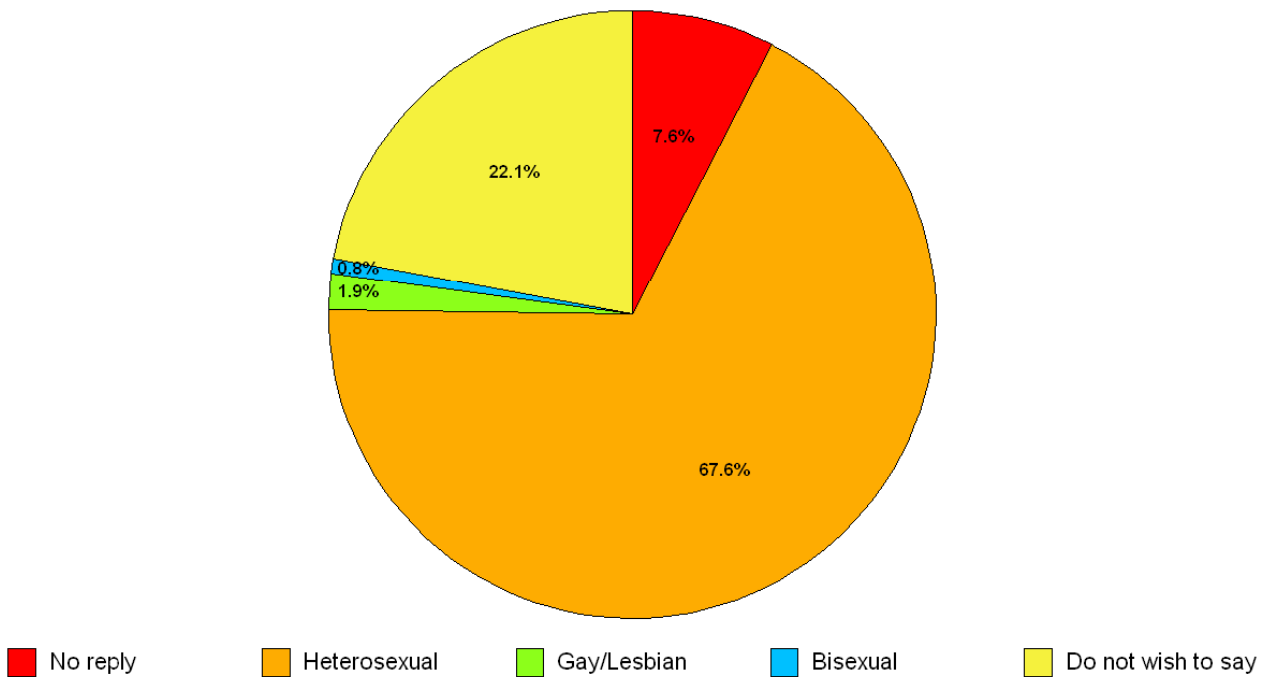
Do You Consider Yourself to be Disabled?

Do you consider yourself to be



Sexual Orientation:

What is your sexual



We also have information on religious and ethnic groups which will be used to support the strategy's Equality Impact Assessment.

Feedback

Would you like feedback at the end of the consultation?

Yes	421 (54.5%)
No	351 (45.4%)

Would you like feedback at the end of the

